

## General Overview

+ 18 years of experience travelling and publishing

+ 5000 published posts

+ 14000 comments from our readers

+ 100 collaborations with tourist boards and companies

+ 25 interviews in radio, TV and other online media

Travel Inspirers founder member

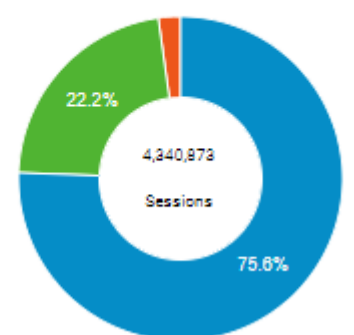
## Google Analytics

Year	Users Totals	Page views Totals	Users monthly Average	Page views Monthly average	% Anual Growth
2018	3.782.604	5.354.021	315.217	446.168	54%
2019	4.584.269	6.437.663	382.022	536.472	21%
2020	3.261.881	4.681.168	271.823	390.097	-29%
2021	3.788.789	5.559.418	315.732	463.285	16%
2022	3.511.091	4.898.271	292.591	408.189	-7%

Google Analytics

Device

mobile desktop tablet



Where from

Traffic Type

Age

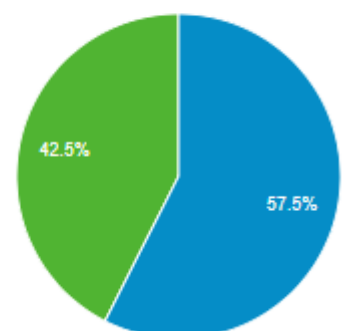
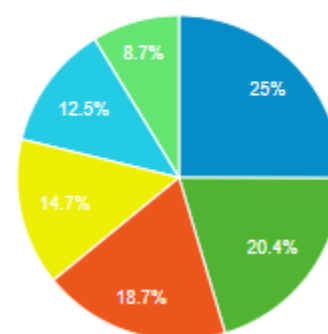
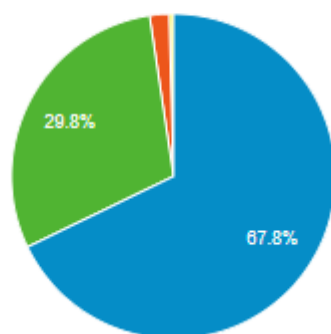
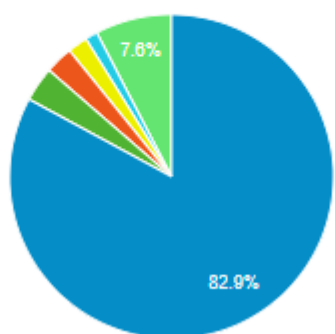
Gender

Spain United States Argentina Mexico Colombia Other

Organic Search Direct Referral Social Paid Search

45-54 35-44 55-64 25-34 65+ Other

female male



## Social Media



46k



28k



17k



1.6k

Would you like to know more? [info@viajablog.com](mailto:info@viajablog.com)